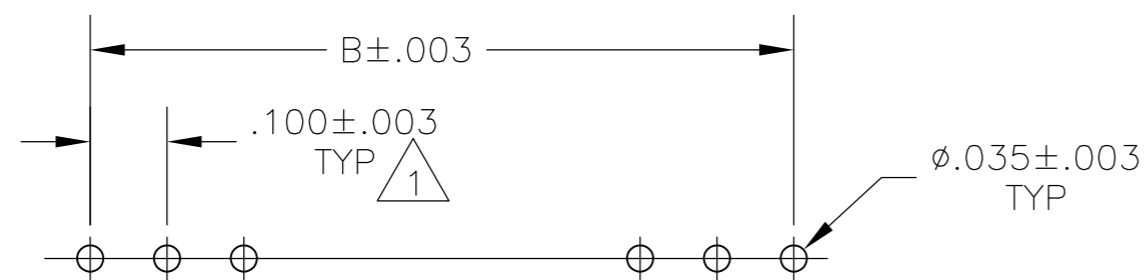
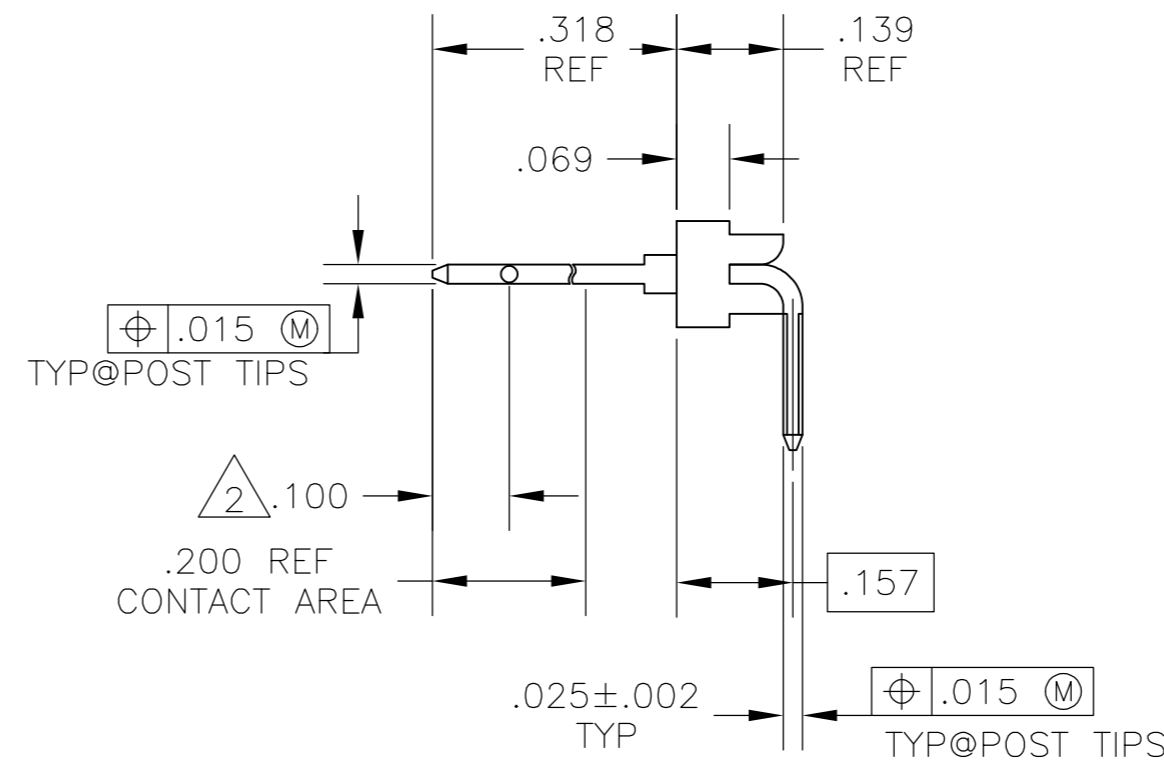
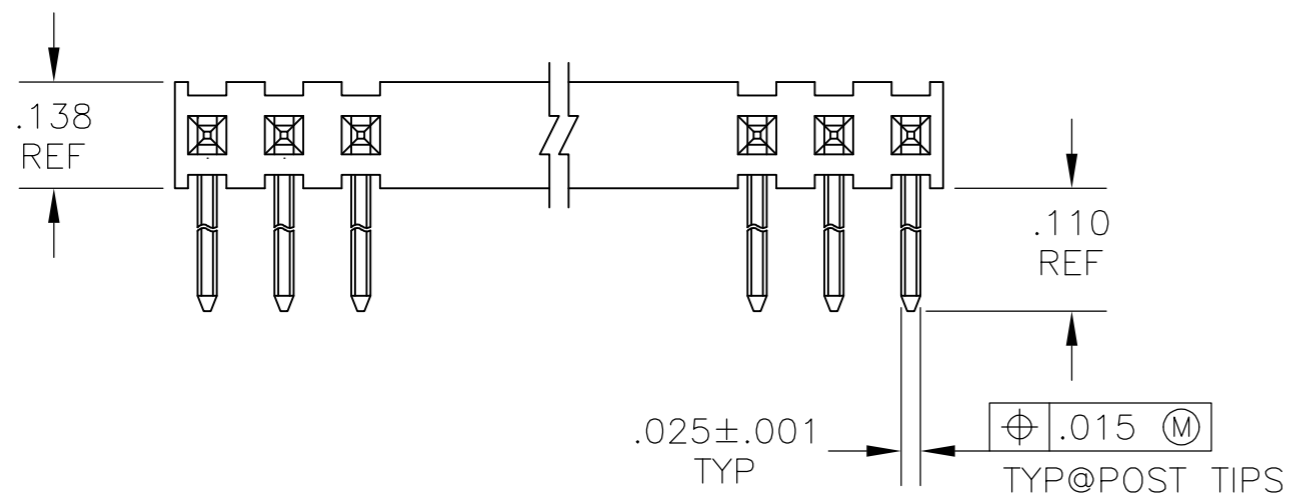
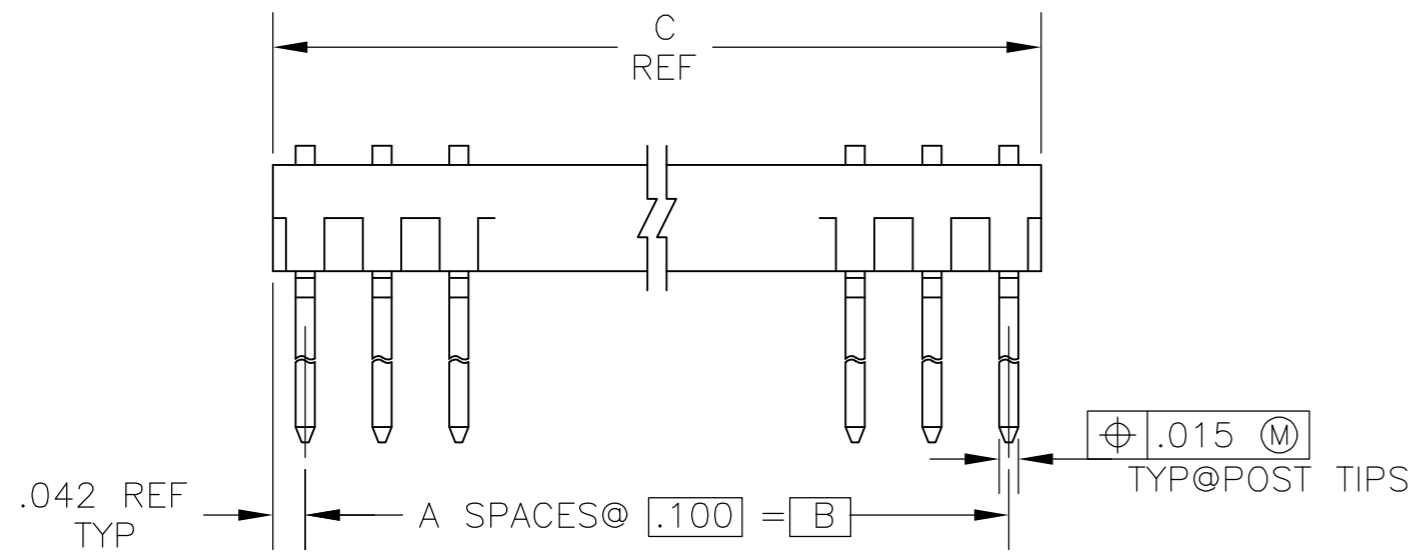


THIS DRAWING IS UNPUBLISHED. RELEASED FOR PUBLICATION  
 © COPYRIGHT - By - ALL RIGHTS RESERVED.

| LOC |     | DIST  |  | REVISIONS |     |      |  |
|-----|-----|---|--|-----------|-----|------|--|
| P   | LTR | DESCRIPTION                                 |  | DATE      | DWN | APVD |  |
|     | J3  | PART STATUS UPDATED IN THE PARTS LIST TABLE |  | 07OCT2015 | KJK | PS   |  |



RECOMMENDED HOLE LAYOUT

NOTES:

- 1 TOLERANCE NON-CUMULATIVE
- 2 POINT OF MEASUREMENT FOR PLATING THICKNESS
- 3 .000015 GOLD ON CONTACT AREA GOLD FLASH ON SOLDER AREA. ALL OVER .000050 NICKEL
- 4 HOUSING: FLAME RETARDANT THERMOPLASTIC  
COLOR: BLACK  
POST : PHOS. BRONZE

|       |       |    |           |           |
|-------|-------|----|-----------|-----------|
| 3.984 | 3.900 | 39 | 40        | 4-87233-0 |
| 3.884 | 3.800 | 38 | 39        | 3-87233-9 |
| 3.784 | 3.700 | 37 | 38        | 3-87233-8 |
| 3.684 | 3.600 | 36 | 37        | 3-87233-7 |
| 3.584 | 3.500 | 35 | 36        | 3-87233-6 |
| 3.484 | 3.400 | 34 | 35        | 3-87233-5 |
| 3.384 | 3.300 | 33 | 34        | 3-87233-4 |
| 3.284 | 3.200 | 32 | 33        | 3-87233-3 |
| 3.184 | 3.100 | 31 | 32        | 3-87233-2 |
| 3.084 | 3.000 | 30 | 31        | 3-87233-1 |
| 2.984 | 2.900 | 29 | 30        | 3-87233-0 |
| 2.884 | 2.800 | 28 | 29        | 2-87233-9 |
| 2.784 | 2.700 | 27 | 28        | 2-87233-8 |
| 2.684 | 2.600 | 26 | 27        | 2-87233-7 |
| 2.584 | 2.500 | 25 | 26        | 2-87233-6 |
| 2.484 | 2.400 | 24 | 25        | 2-87233-5 |
| 2.384 | 2.300 | 23 | 24        | 2-87233-4 |
| 2.284 | 2.200 | 22 | 23        | 2-87233-3 |
| 2.184 | 2.100 | 21 | 22        | 2-87233-2 |
| 2.084 | 2.000 | 20 | 21        | 2-87233-1 |
| 1.984 | 1.900 | 19 | 20        | 2-87233-0 |
| 1.884 | 1.800 | 18 | 19        | 1-87233-9 |
| 1.784 | 1.700 | 17 | 18        | 1-87233-8 |
| 1.684 | 1.600 | 16 | 17        | 1-87233-7 |
| 1.584 | 1.500 | 15 | 16        | 1-87233-6 |
| 1.484 | 1.400 | 14 | 15        | 1-87233-5 |
| 1.384 | 1.300 | 13 | 14        | 1-87233-4 |
| 1.284 | 1.200 | 12 | 13        | 1-87233-3 |
| 1.184 | 1.100 | 11 | 12        | 1-87233-2 |
| 1.084 | 1.000 | 10 | 11        | 1-87233-1 |
| .984  | .900  | 9  | 10        | 1-87233-0 |
| .884  | .800  | 8  | 9         | 87233-9   |
| .784  | .700  | 7  | 8         | 87233-8   |
| .684  | .600  | 6  | 7         | 87233-7   |
| .584  | .500  | 5  | 6         | 87233-6   |
| .484  | .400  | 4  | 5         | 87233-5   |
| .384  | .300  | 3  | 4         | 87233-4   |
| .284  | .200  | 2  | 3         | 87233-3   |
| .184  | .100  | 1  | 2         | 87233-2   |
| .084  | -     | -  | 1         | 87233-1   |
| C     | B     | A  | NO OF POS | PART NO   |

|  |           |                              |   |                 |
|--|-----------|------------------------------|---|-----------------|
| THIS DRAWING IS A CONTROLLED DOCUMENT. |           | DWN RAGHAVENDRA 24FEB09      |   |                 |
| DIMENSIONS: INCHES                     |           | CHK GESFORD JEFFREY 24FEB09  |   |                 |
| TOLERANCES UNLESS OTHERWISE SPECIFIED: |           | APVD GESFORD JEFFREY 24FEB09 | NAME  |                 |
| 0 PLC ± -                              | 1 PLC ± - | 2 PLC ± -                    | HEADER ASSY, MOD II, .100C/L, SINGLE ROW, RIGHT ANGLE, .025 SQUARE POST |                 |
| 3 PLC ± .005                           | 4 PLC ± - | ANGLES ± -                   | APPLICATION SPEC  |                 |
| MATERIAL 4                             | FINISH 3  | WEIGHT -                     | SIZE A2   | CAGE CODE 00779 |
| CUSTOMER DRAWING                       |           | SCALE 4:1                    | DRAWING NO C=87233  | RESTRICTED TO - |
|  |           | SHEET 1 of 1                 | REV J3  |                 |